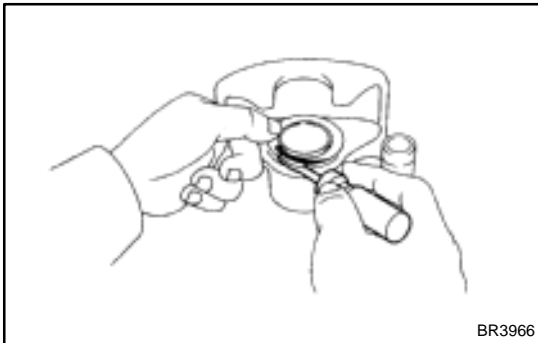


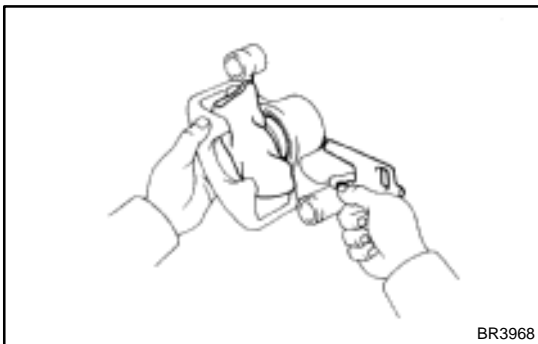
## DISASSEMBLY

1. REMOVE 2 SLIDING BUSHINGS
2. REMOVE 4 DUST BOOTS



### 3. REMOVE SET RING AND CYLINDER BOOT

Using a screwdriver, remove the set ring and cylinder boot from the caliper.

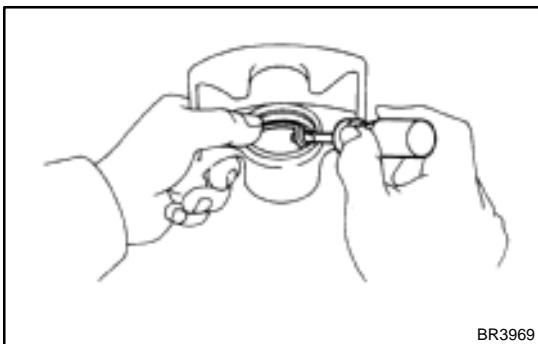


### 4. REMOVE PISTON

- (a) Place a piece of cloth or similar between the piston and the caliper.
- (b) Use compressed air to remove the piston from the cylinder.

#### CAUTION:

**Do not place your fingers in front of the piston when using compressed air.**



### 5. REMOVE PISTON SEAL

Using a screwdriver, remove the piston seal from the cylinder.